


Session One: June 24-July 12 | Wild about Animals

Session Two: July 15-August 2 | Water: Puddles, Ponds and Waterfalls



Session Three: August 5-23 | Outer Space Adventures

Week One: Jungle/Safari Animals

	Monday Sensory Art	Tuesday Experiments	Wednesday Recipes + Cooking Farmers' Market	Thursday Mathematics + Loose parts	Friday Logic, Literacy and puzzles
8:30-9:30	<p>Let's start our day with animals greeting us in different areas of the classroom. On the table we find a pack of lions paired with drawing materials to create our own animal masterpieces. In the block corner we find giraffes and zebras with trees made from blocks and recycled materials. As we venture to the water table we find hippos and crocodiles under the water.</p> <p>After our exploration of the animals and their respective materials, we will gather for circle time and share our adventures!</p>	<p>Let's make two different batches of playdough. For the first, use a special ingredient: cocoa powder. This will be a great "dirt" playdough for animal play. In the second batch, let's make green playdough and add a fun scent- apple, blueberry, grape. Once the playdough is made, let's add lots of animals to stomp around and leave prints through the dough.</p> <p>At another table, let's set up a microscope and look at different slides that pertain to animals- feathers, scales, shells, etc.</p> <p>During circle time, let's take a vote on</p>	 <p>For snack today we will create a lion out of peppers, carrots, crackers and hummus. [we keep in mind any allergies that the children may have and will alter recipes as needed].</p> <p>Whenever possible we will go to the weekly Farmer's market at Washington Market park to gather</p>	<p>Let's get to work matching animals to their correct habitats- sky, land and sea.</p> <p>In the water table, have large river rocks to stack and build with and a variety of different animals that live in the water - crocodile, fish, dolphin, etc.</p> <p>In a sensory in, have sand with different scoops, funnels, colanders, etc. and hidden numbers to find!</p>	<p>Today is: Silly hat day!</p> <p>Let's focus on the book "Walking Through the Jungle." We can read it together and point out all of the different animals we encounter in the book.</p> <p>Let's pretend that we are going on a walk through the Jungle. What do you see? Let's write down all of our answers so we can use them to make our own book.</p> <p>Let's be illustrators and make pictures of ourselves walking through the jungle.</p>

		what our favorite animal is. Count the votes and graph the results.	ingredients for our cooking projects. Let's also set up the play kitchen with different tools and items that we will be using today.		
9:30-10:00	Potty, diapering, hand washing and snack.	Potty, diapering, hand washing and snack.	Potty, diapering, hand washing and snack.	Potty, diapering, hand washing and snack.	Potty, diapering, hand washing and snack.
10:00-11:00	Outdoor time! Let's bring our binoculars with us and see if we can find any wild animals roaming around the playground. Older rooms can bring an animal checklist outside and see if you can find them all!	Outdoor time! Let's bring some dress up clothing to the park and become animals as we play.	Outdoor time! Let's visit the sprinklers today. While we're outside let's go on a color hunt. Can we find all the colors of the rainbow while we walk or ride in the buggy?	Outdoor time! Let's bring animals outside to extend the play. Where do they like to hide, climb, and roam at the park? On our way back can we make a story out of the animals' different adventures?	Outdoor time! Let's wear silly hats to school today and wear them for our outdoor adventures.
11:00-11:30	Back inside - after washing hands, we will start working on our jungle mural. Each class will have a large canvas to draw and paint on. All week we will add different pieces of our artwork to the mural. Potty, diapering	Back inside - after washing hands, let's set up a few different stations to work at. One: Fizzy jungle. Fill a tray with baking soda, leaves, and natural materials and add some animals. In droppers and spray bottles, use vinegar. Two: work on the Jungle mural	Back inside - let's wash our hands and then enjoy the delicious snack that we prepared earlier, or finish preparing. Let's also use clay or playdough and continue exploring with different animal figures. Let's vote for what we should cook next	Back inside - after washing our hands, let's talk about sizes. Which animal is big, bigger, biggest? Or small, smaller, smallest? Which is tall? Which is short? Introducing math language to young children is so important to enhance their comfortability and knowledge in math.	Back inside - after washing our hands, let's continue puppet making from the other day. We can use our mural as the backdrop to tell stories with our puppets! Let's record as many stories as we can. Let's also read the book "Down in the Jungle."

		Potty, diapering	week: tomato ladybugs or worms in a cup!	Let's place animal images on different blocks in the block center and play.	
11:30-12:00	Lunch time (we have optional lunch delivery from The Superhero Box and Little Green Gourmets; or children can bring a lunch from home).	Lunch time (we have optional lunch delivery from The Superhero Box and Little Green Gourmets; or children can bring a lunch from home).	Lunch time (we have optional lunch delivery from The Superhero Box and Little Green Gourmets; or children can bring a lunch from home).	Lunch time (we have optional lunch delivery from The Superhero Box and Little Green Gourmets; or children can bring a lunch from home).	Lunch time (we have optional lunch delivery from The Superhero Box and Little Green Gourmets; or children can bring a lunch from home).
12:00-2:00	Nap or quiet rest time for all children (older classrooms are required to rest for at least 45 mins per day). Potty & Diapering before and after rest.	Nap or quiet rest time for all children (older classrooms are required to rest for at least 45 mins per day). Potty & Diapering before and after rest.	Nap or quiet rest time for all children (older classrooms are required to rest for at least 45 mins per day). Potty & Diapering before and after rest.	Nap or quiet rest time for all children (older classrooms are required to rest for at least 45 mins per day). Potty & Diapering before and after rest.	Nap or quiet rest time for all children (older classrooms are required to rest for at least 45 mins per day). Potty & Diapering before and after rest.
2:00-3:00	Afternoon snack followed by a clay exploration. What animals can we make with the clay? Do we need to add some wire, buttons, bits of natural material to help create them? Can your animal stand up?	Afternoon snack followed by another science experiment. Let's figure out how to free the animals from the ice! We can use water, salt, paint brushes, hammers, etc. to explore.	Afternoon snack followed by puppet making. Have a variety of paper bags, socks, yarn, collage paper, buttons, etc. available to help make animal puppets.	Afternoon snack followed by pattern making with animals. Using laminated images of different animals, see if children can create abab patterns.	Afternoon snack followed by an exploration of model magic and child safe wire. Older children can add in buttons and beads to their creations.

					
3:00-5:00	<p>Gym or outdoor time</p> <p>Let's work collaboratively and make art using frozen paint.</p> <p>Now let's get our bodies moving and make different animal yoga poses.</p>	<p>Gym or outdoor time</p> <p>Let's work on some gardening. There are many animals, including us, that enjoy eating plants. Using recycled egg cartons or plastic containers, let's fill them up with soil and add some seeds. Don't forget to water!</p> <p>Once our planting is finished, let's work on glue collages with buttons and beads.</p>	<p>Gym or outdoor time</p>  <p>Make a snake out of recycled tubes. Use tempera sticks or paint to decorate and then add some eyes!</p> <p>Then, have an exploration of textures. Leather, snakeskin, fur, etc. How are they different? How are they similar?</p>	<p>Gym or outdoor time</p> <p>Jungle math: match the amount of counters to the proper numeral.</p> <p>Play with dominoes together.</p> <p>Animal rescue- place pieces of tape on top of a large bowl and hide some animals inside. How can we get them out?</p>	<p>Gym or outdoor time</p> <p>Let's turn on some music- The Carnival of Animals. Let's paint while we listen. What animals do you think these sounds represent?</p> <p>Let's listen to other classical music pieces that represent animals and birds. Can we figure out what animals are being evoked through the music?</p>
5:00-5:30	<p>Prepare for dismissal</p> <p>Read the book "Over in the Jungle" while we wait.</p>	<p>Prepare for dismissal</p> <p>Work on a floor puzzle together while we wait.</p>	<p>Prepare for dismissal</p> <p>Build with legos and bristle blocks together while we wait.</p>	<p>Prepare for dismissal</p> <p>Work with chalk on a group drawing project while we wait.</p>	<p>Prepare for dismissal</p> <p>Use magna-tiles together while we wait.</p>

